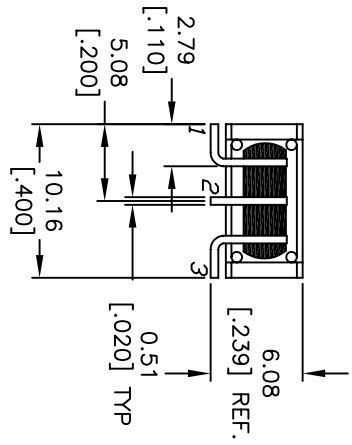
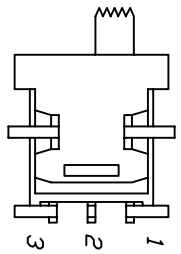
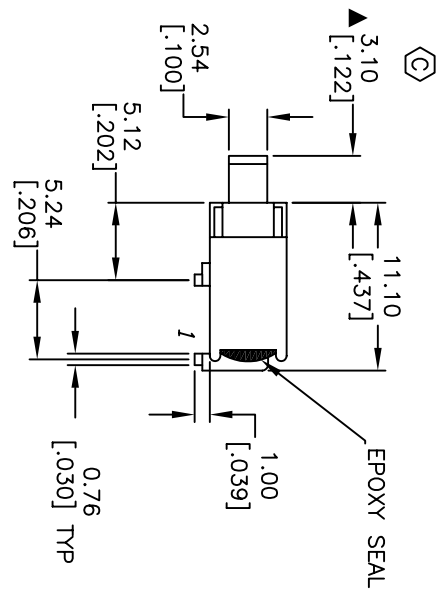


CONTACT CONFIGURATION

SPDT

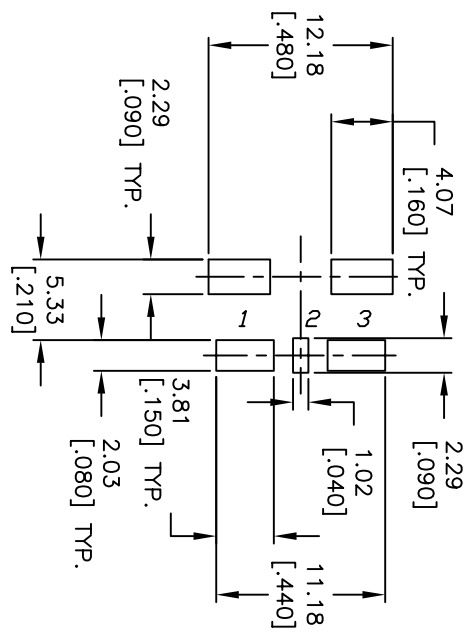


NOTES:

1. ALL DIMENSIONS IN MM [INCH]
2. GENERAL TOLERANCE: X.X=±0.4
X.XX=±0.25
3. TERM. NOS. FOR REF. ONLY
4. RATING: 3 AMPS RESISTIVE LOAD @ 120 VAC OR 28VDC
1 AMPS RESISTIVE LOAD @ 250VAC
5. FIXED AND MOVING CONTACTS:
COPPER ALLOY W/ SILVER PLATING
6. ELECTRICAL LIFE: 30,000 ACTUATIONS AT FULL LOAD
7. INSULATION RESISTANCE: 1,000MΩ MIN.
8. DIELECTRIC STRENGTH: 1,000V RMS @sea level.
9. OPERATING TEMP.: -30°C to 85°C.
10. ▲ DENOTES CRITICAL PARAMETER.



SWITCH FUNCTION		
PDS. 1	PDS. 2	PDS. 3
DN	NONE	DN
2-1	DPEN	2-3



RECOMMEND MOUNTING LAYOUT

REV.	ECN No.	DESCRIPTION	DATE	CHKD
C	14566	REVISE ACTUATOR LENGTH	12/8/04	AR
B	14560	REVISE ACTUATOR LENGTH	12/3/04	AR
A	14493	RELEASED FOR PRODUCTION	11/11/04	AR

TITLE		SCALE	DATE	DR	DWG	REV
500ASSP1MTQE		2:1	9/16/04	AR	T551103	C



THE INFORMATION CONTAINED IN THIS DOCUMENT IS PROPRIETARY TO E-SWITCH AND IS NOT TO BE COPIED OR TRANSFERRED